



FITTING INSTRUCTIONS FOR FP0211BK FORK PROTECTORS
MOTOMORINI CORSARO 1200 CARBON 05-07 AVIO 05-08 VELOCE 1200 05-10 ZZ 17-
ZT 18—

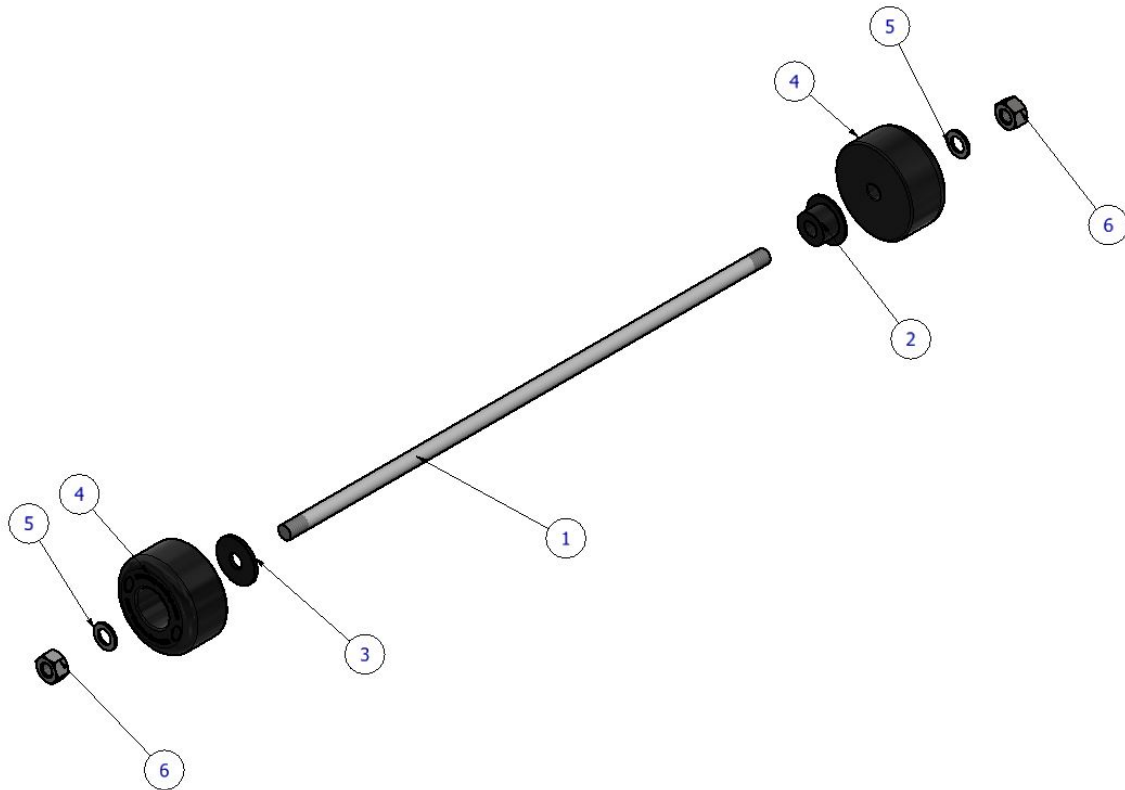


THIS KIT CONTAINS THE ITEMS PICTURED AND LABELLED BELOW.
DO NOT PROCEED UNTIL YOU ARE SURE ALL PARTS ARE PRESENT.

Please note that the way the kit is packed does not necessarily represent the way of mounting to the bike.

THE PARTS SHOWN MAY BE REPRESENTATIVE ONLY (FOR CLARITY OF INSTRUCTIONS ONLY).

Digital copies of these instructions are available to download from www.rg-racing.com



LEGEND

- ITEM 1 = SPINDLE BAR (SB027) (x1)
- ITEM 2 = RHS SPACER (S0117) (x1)
- ITEM 3 = LHS SPACER (S0174) (x1)
- ITEM 4 = CRASH PROTECTOR (B0442) (x2)
- ITEM 5 = M8 WASHER (x2)
- ITEM 6 = M8 NYLOC NUT (x2)

TOOLS REQUIRED

- Socket set to include 2 x 13mm Sockets

MAXIMUM TORQUE SETTINGS

- M4 BOLT = 8Nm
- M5 BOLT = 12Nm
- M6 BOLT = 15Nm
- M8 BOLT = 20Nm
- M10 BOLT = 40Nm

R&G

Unit 1, Shelley's Lane, East Worldham, Alton, Hampshire, GU34 3AQ
 Tel: +44 (0)1420 89007 Fax: +44 (0)1420 87301 www.rg-racing.com Email: info@rg-racing.com



PICTURE 1



PICTURE 2

FITTING INSTRUCTIONS

- Fit one nut and washer on spindle-bar (SB027), engage the nut so the plastic insert of nut is fully engaged.
- Feed spindle-bar with nut and washer through either crash protector (B0442) and through the Top Hat spacer (S0117), as shown on the right hand side in the above picture.
- Place this assembly through the front wheel spindle from the right hand side (shown in Picture 1), ensuring the metal spacer fits into the spindle.
- Place the remaining plain spacer (S0174) over the exposed end of the spindle bar on the left hand side of the bike.
- Place the remaining crash protector over the exposed end of the spindle bar on the left hand side of the bike.
- Fit the remaining washer and nut from the kit onto thread and tighten until both nuts are engaged in nylon and equal amounts protrude from either side (please ensure the logo is located at the top and bottom of the crash protector). Do not overtighten – the nyloc nuts will hold it tight.

ISSUE 1 - 10/01/2019 (LF)

R&G

Unit 1, Shelley's Lane, East Worldham, Alton, Hampshire, GU34 3AQ
 Tel: +44 (0)1420 89007 Fax: +44 (0)1420 87301 www.rg-racing.com Email: info@rg-racing.com



CONSUMER NOTICE

The catalogue description and any exhibition of samples are only broad indications of the Products and R&G may make design changes which do not diminish their performance or visual appeal and supplying them in such state shall conform to the order. The Buyer acknowledges no representation or warranty (other than as to title) has been given or will apply to the Products other than those in R&G's order or confirmation and the Buyer confirms it has chosen the Products as being of merchantable quality and suitable for its particular purposes. Where R&G fits the Products or undertakes other services it shall exercise reasonable skill and care and rectify any fault free of charge unless the workmanship has been disturbed. The Buyer is responsible for ensuring that the warranty on the motorcycle is not affected by the fitting of the Products. On return of any defective Products R&G shall at its option either supply a replacement or refund the purchase money but shall not be liable if the Products have been modified or used or maintained otherwise than in accordance with R&G's or manufacturer's instructions and good engineering practice or if the defect arises from accident or neglect. Other than identified above and subject to R&G not limiting its liability for causing death and personal injury, it shall not be liable for indirect or consequential loss and otherwise its liability shall be limited to the amounts paid by the Buyer for the Products or the fitting or service concerned. These terms do not affect the Buyer's statutory rights.

R&G RETURNS POLICY (NON-FAULTY GOODS)

Returns must be pre-authorised (if not pre-authorised the return will be rejected). Goods may only be returned direct to us if they were purchased direct from us (customer must prove if necessary). Otherwise to be returned to original vendor. Goods must be in re-sellable condition, in the opinion of R&G. All returns are subject to a 25% restocking and handling fee (25% of the gross value exc. P&P – at the prevailing price at time of purchase). The customer must pay any and all carriage charges. No returns of discontinued products, unless within 14 days of purchase. This policy does not affect your statutory rights and does not refer to faulty goods.

R&G

Unit 1, Shelley's Lane, East Worldham, Alton, Hampshire, GU34 3AQ

Tel: +44 (0)1420 89007 Fax: +44 (0)1420 87301 www.rg-racing.com Email: info@rg-racing.com



NOTICE DE MONTAGE POUR FP0211BK PROTECTIONS FOURCHE
MOTOMORINI CORSARO 1200 CARBON 05-07 AVIO 05-08 VELOCE 1200 05-10 ZZ 17-
ZT 18—

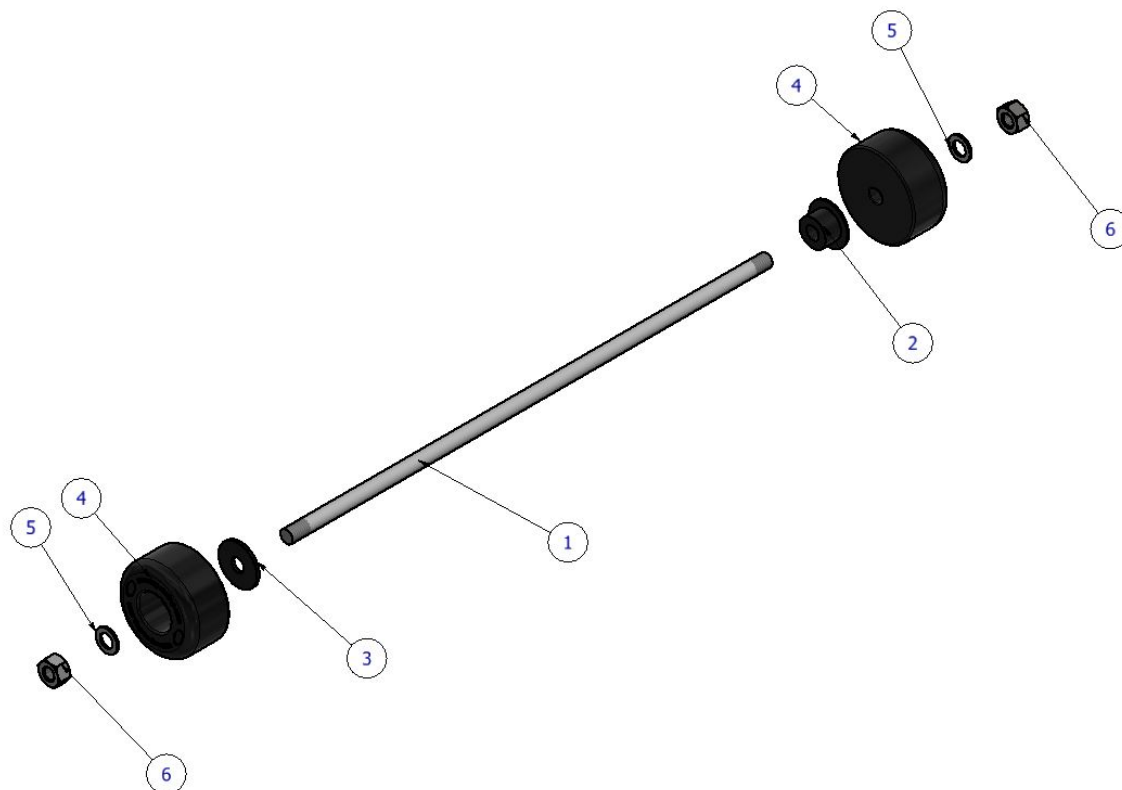


Le kit contient les articles exposés ci-dessous, vérifier que toutes les pièces soient présentes avant de procéder au montage.

La façon dont le kit est emballé ne correspond pas forcément à la façon de monter les pièces sur la moto.

LES PARTIES PRESENTEES PEUVENT ETRE UNIQUEMENT REPRESENTATIVES (POUR LA CLARTE DES INSTRUCTIONS UNIQUEMENT).

Notice disponible au téléchargement sur www.rg-racing.com



LÉGENDE

- ARTICLE 1 = AXE DE MOYEU (SB027) (x1)
- ARTICLE 2 = ENTRETOISE DROITE (S0117) (x1)
- ARTICLE 3 = ENTRETOISE GAUCHE (S0174) (x1)
- ARTICLE 4 = PROTECTION CRASH (B0442) (x2)
- ARTICLE 5 = M8 RONDELLE (x2)
- ARTICLE 6 = M8 ÉCROU (x2)

OUTILS REQUIS

- Clés à cliquet + douilles 2 x 13mm

VALEURS DE SERRAGE RECOMMANDÉES

- M4 BOULON = 8Nm
- M5 BOULON = 12Nm
- M6 BOULON = 15Nm
- M8 BOULON = 20Nm
- M10 BOULON = 40Nm

R&G

Unit 1, Shelley's Lane, East Worldham, Alton, Hampshire, GU34 3AQ
 Tel: +44 (0)1420 89007 Fax: +44 (0)1420 87301 www.rg-racing.com Email: info@rg-racing.com



PHOTO 1



PHOTO 2

NOTICE DE MONTAGE:

- Insérer l'écrou et la rondelle sur l'axe de moyeu (SB027), engager l'écrou de façon à ce que l'insert en plastique soit complètement engagé.
- Passer l'axe avec écrou et rondelle dans chaque protection (B0442) puis dans l'entretoise (S0117), voir la photo du haut, côté droit.
- Placer l'ensemble dans le moyeu de roue avant du côté droit (voir photo 1), en veillant à ce que l'entretoise métallique se place dans le moyeu.
- Placer l'entretoise restante (S0174) sur l'extrémité de l'axe du côté gauche de la moto.
- Placer la protection crash restante sur l'extrémité de l'axe du côté gauche de la moto.
- Insérer la rondelle restante et l'écrou du kit sur le filetage puis serrer jusqu'à ce que les 2 écrous soient engagés dans le nylon et que les longueurs dépassant de chaque côté soient identiques (veiller à ce que le logo soit placé sur le haut et au bas de la protection crash). Ne pas trop serrer, les écrous fixent l'ensemble).

ISSUE 1 - 10/01/2019 (LF)

R&G

Unit 1, Shelley's Lane, East Worldham, Alton, Hampshire, GU34 3AQ
 Tel: +44 (0)1420 89007 Fax: +44 (0)1420 87301 www.rg-racing.com Email: info@rg-racing.com



CONSUMER NOTICE

The catalogue description and any exhibition of samples are only broad indications of the Products and R&G may make design changes which do not diminish their performance or visual appeal and supplying them in such state shall conform to the order. The Buyer acknowledges no representation or warranty (other than as to title) has been given or will apply to the Products other than those in R&G's order or confirmation and the Buyer confirms it has chosen the Products as being of merchantable quality and suitable for its particular purposes. Where R&G fits the Products or undertakes other services it shall exercise reasonable skill and care and rectify any fault free of charge unless the workmanship has been disturbed. The Buyer is responsible for ensuring that the warranty on the motorcycle is not affected by the fitting of the Products. On return of any defective Products R&G shall at its option either supply a replacement or refund the purchase money but shall not be liable if the Products have been modified or used or maintained otherwise than in accordance with R&G's or manufacturer's instructions and good engineering practice or if the defect arises from accident or neglect. Other than identified above and subject to R&G not limiting its liability for causing death and personal injury, it shall not be liable for indirect or consequential loss and otherwise its liability shall be limited to the amounts paid by the Buyer for the Products or the fitting or service concerned. These terms do not affect the Buyer's statutory rights.

R&G RETURNS POLICY (NON-FAULTY GOODS)

Returns must be pre-authorized (if not pre-authorized the return will be rejected). Goods may only be returned direct to us if they were purchased direct from us (customer must prove if necessary). Otherwise to be returned to original vendor. Goods must be in re-sellable condition, in the opinion of R&G. All returns are subject to a 25% restocking and handling fee (25% of the gross value exc. P&P – at the prevailing price at time of purchase). The customer must pay any and all carriage charges. No returns of discontinued products, unless within 14 days of purchase. This policy does not affect your statutory rights and does not refer to faulty goods.

R&G

Unit 1, Shelley's Lane, East Worldham, Alton, Hampshire, GU34 3AQ

Tel: +44 (0)1420 89007 Fax: +44 (0)1420 87301 www.rg-racing.com Email: info@rg-racing.com



MONTAGEANLEITUNG FÜR FP0211BK GABELPROTEKTOREN
MOTOMORINI CORSARO 1200 CARBON 05-07 AVIO 05-08 VELOCE 1200 05-10 ZZ 17-
ZT 18—

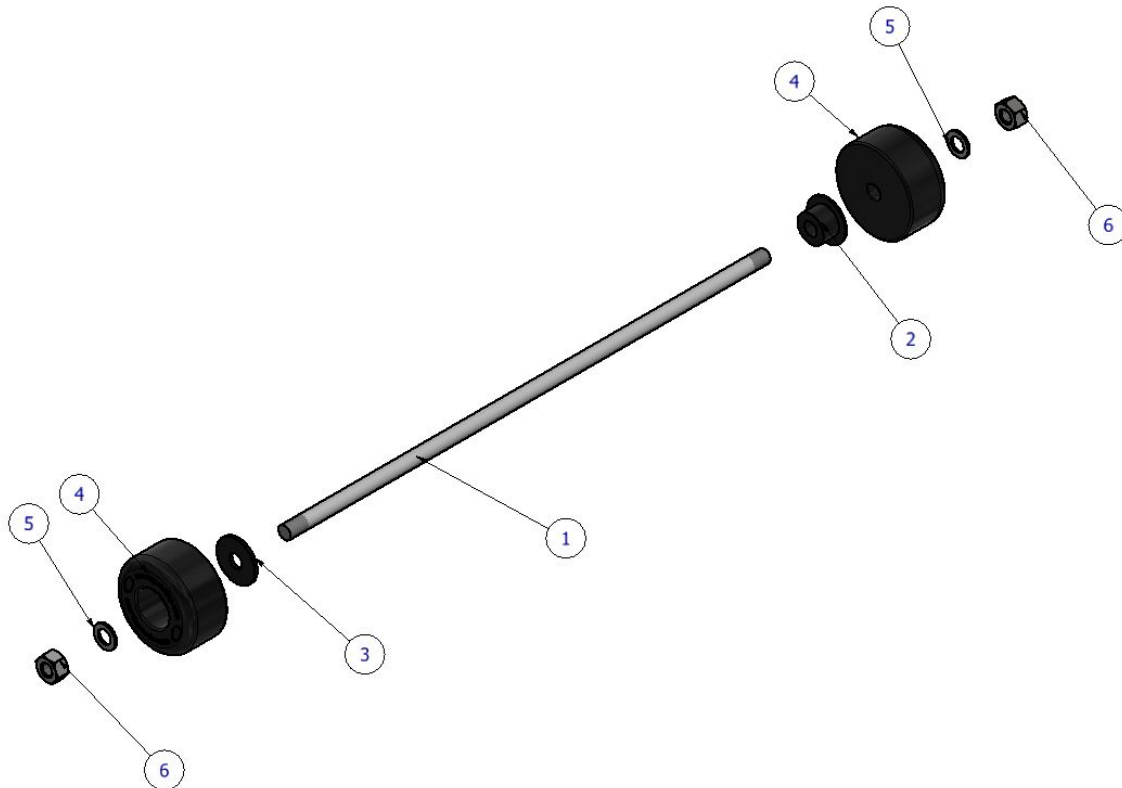


ALLE TEILE SIND UNTEN ABGEBILDET UND GEKENNZEICHNET. BEVOR SIE MIT DER MONTAGE BEGINNEN, ÜBERPRÜFEN SIE, DASS ALLE TEILE VORHANDEN SIND.

Hinweis: Die Verpackung der Teile stellt nicht die Reihenfolge der Montage dar.

DIE UNTEN ABGEBILDETEN TEILE DIENEN LEDIGLICH ZUR ERKLÄRUNG

Eine digitale Version dieser Montageanleitung kann auf folgender Seite heruntergeladen werden:
www.rg-racing.com



LIEFERUMFANG

- ARTIKEL 1 = VERBINDUNGSSTANGE (SB027) (x1)
 ARTIKEL 2 = DISTANZHALTER RECHTE SEITE (S0117) (x1)
 ARTIKEL 3 = DISTANZHALTER LINKE SEITE (S0174) (x1)
 ARTIKEL 4 = STURZPAD (B0442) (x2)
 ARTIKEL 5 = M8 UNTERLEGSCHIEBE (x2)
 ARTIKEL 6 = M8 SELBSTSICHERNDE MUTTER (x2)

SIE BENÖTIGEN FOLGENDES WERKZEUG

- Satz Steckschlüssel inkl. 2 x 13mm Steckschlüssel

MAX. ANZUGSDREHMOMENTE

- M4 SCHRAUBE = 8Nm
- M5 SCHRAUBE = 12Nm
- M6 SCHRAUBE = 15Nm
- M8 SCHRAUBE = 20Nm
- M10 SCHRAUBE = 40Nm

R&G

Unit 1, Shelley's Lane, East Worldham, Alton, Hampshire, GU34 3AQ
 Tel: +44 (0)1420 89007 Fax: +44 (0)1420 87301 www.rg-racing.com Email: info@rg-racing.com



ABBILDUNG 1



ABBILDUNG 2

MONTAGEANLEITUNG

- Montieren Sie eine Mutter und eine Unterlegscheibe an der Verbindungsstange (SB027). Die Mutter fixieren, so dass der Kunststoffeinsatz der Mutter komplett eingerastet ist.
- Die Verbindungsstange, die mit der Mutter und Unterlegscheibe versehen ist, durch ein Sturzpad (B0442) dann durch den gestuften Distanzhalter aus Metall (S0117) führen, wie oben an der rechten Seite des Bildes abgebildet.
- Führen Sie die Verbindungsstange-Einheit durch die Radachse von der rechten Seite (siehe Abbildung 1) – bitte darauf achten, dass der Distanzhalter aus Metall in die Radachse passt.
- Den übrigen Distanzhalter (S0174) am hervorstehenden Ende der Verbindungsstange an der linken Seite des Motorrads anbringen.
- Das übrige Sturzpad am hervorstehenden Ende der Verbindungsstange an der linken Seite anbringen.
- Montieren Sie die übrige Unterlegscheibe und selbstsichernde Mutter (vom Kit) am Gewinde und ziehen Sie beide selbstsichernden Muttern fest, bis sie im Nylon eingerastet sind und an beiden Seiten gleich hervorstehen (bitte darauf achten, dass das Logo oben und unten am Sturzpad positioniert sind). Nicht zu stark anziehen – die selbstsichernden Muttern werden alles festhalten.

AUSGABE 1 - 10/01/2019 (LF)

CONSUMER NOTICE

The catalogue description and any exhibition of samples are only broad indications of the Products and R&G may make design changes which do not diminish their performance or visual appeal and supplying them in such state shall conform to the order. The Buyer acknowledges no representation or warranty (other than as to title) has been given or will apply to the Products other than those in R&G's order or confirmation and the Buyer confirms it has chosen the Products as being of merchantable quality and suitable for its particular purposes. Where R&G fits the Products or undertakes other services it shall exercise reasonable skill and care and rectify any fault free of charge unless the workmanship has been disturbed. The Buyer is responsible for ensuring that the warranty on the motorcycle is not affected by the fitting of the Products. On return of any defective Products R&G shall at its option either supply a replacement or refund the purchase money but shall not be liable if the Products have been modified or used or maintained otherwise than in accordance with R&G's or manufacturer's instructions and good engineering practice or if the defect arises from accident or neglect. Other than identified above and subject to R&G not limiting its liability for causing death and personal injury, it shall not be liable for indirect or consequential loss and otherwise its liability shall be limited to the amounts paid by the Buyer for the Products or the fitting or service concerned. These terms do not affect the Buyer's statutory rights.

R&G RETURNS POLICY (NON-FAULTY GOODS)

Returns must be pre-authorised (if not pre-authorised the return will be rejected). Goods may only be returned direct to us if they were purchased direct from us (customer must prove if necessary). Otherwise to be returned to original vendor. Goods must be in re-sellable condition, in the opinion of R&G. All returns are subject to a 25% restocking and handling fee (25% of the gross value exc. P&P – at the prevailing price at time of purchase). The customer must pay any and all carriage charges. No returns of discontinued products, unless within 14 days of purchase. This policy does not affect your statutory rights and does not refer to faulty goods.

R&G

Unit 1, Shelley's Lane, East Worldham, Alton, Hampshire, GU34 3AQ

Tel: +44 (0)1420 89007 Fax: +44 (0)1420 87301 www.rg-racing.com Email: info@rg-racing.com